




Serviced Office Space UK

2 Lakeside Drive

London NW10 7FQ



This office is located in an established Parkland environment, within proximity to two underground stations, allowing employees the 'best of both worlds'. Caffè Kix, the on-site cafe on the ground floor, offers a full breakfast and lunch offer, and a great space for a more relaxed meeting. A Street Food offer is available each week for alternative lunch options, and surrounding food operators host regular food offers and loyalty schemes for all employees to benefit from. The local amenities provide everything your employees may require. This includes the Park Plaza Hotel, where there is the Westway full-service restaurant and bar area, together with an outside terrace serving coffee. There is a Nando's, Co-op, Pizza Hut and Pure Gym, as well as a Tenpin bowling complex and Vue cinema over the road for after work socialising. Let's not forget that Westfield is only a couple of stops away on the tube. All parts of Central London can be easily reached by tube on either of the two lines that serve the building (Central and Piccadilly) ensuring this building is hardwired into the very heart of the city's transport network. Hanger Lane to Bond Street via the Central line is 21 minutes, while Park Royal to Green Park via the Piccadilly line is just 27 minutes. Both stations are only a few minutes' walk from the building. Situated outside the Congestion Zone, but on a direct arterial route (A40) into the city centre, communications could not be quicker or easier. The A40 Western Avenue leads directly to the M25 and M40 motorways. Oxford and Birmingham (both via the M40) are around 1 hour and 2 hours drive respectively. The North Circular Road at Hanger Lane also connects the building to the M1 and the north, while to the west Heathrow Airport and its 170+ destinations can be reached in less than half an hour. The basement comprises of 170 car parking spaces.

This business centre provides West End quality office accommodation in a mixed and mature park environment. Already home to Bechtel, Spaces and Life Residential, the building provides an exceptional opportunity to businesses that want to provide staff with the very best of both worlds. The building not only provides impressive landscaped grounds surrounding the building but also a newly refurbished reception provides an inviting environment for staff and clients alike. Visitors are greeted at reception, before moving on to relaxed seating areas or through the security barriers to the office and meeting spaces beyond. A sleek and stylish reception provides the perfect introduction, creating a sense of arrival to the building. The full height atrium provides excellent natural light, giving a feeling of space throughout the seven office floors. Caffè Kix, the on-site café, provides a relaxed and informal environment to suit clients and staff alike for refreshments. Importantly, a wide range of sizes can be accommodated with the option of fully fitted spaces from 2,308 sq ft / 20+ staff. This Business Centre offers a fully fitted space concept. This offers an occupier the ability to take fitted out, furnished and work ready space. Professional and private office environments are fully fitted to suit occupier requirements, including kitchenettes, toilets, private meeting rooms and a range of stylish and premium furnishing. With short form leases on flexible terms plus provision of data connectivity and a range of options from suites to multiple floors, Capsule offers an efficient and effective solution for any business.

transport links

Underground	Park Royal
Train Station	Stonebridge Park
Road Link	N/A
Airport	N/A

Leased Spaces

- **Min Size** : 20 sq ft
- **Total Size** : 2000 sq ft
- **Min Term** : 24 mnths
- **Max Term** : 99 mnths